


小氢新 小迷氢氧仪 D-HO-003 使用说明书



小氢新 (Small H) 小迷氢氧仪是一款应用电解水原理直接产生氢氧混合气 (H₂/O₂: 66.6%/33.3%) 的微型仪器。该仪器的核心技术来源于中国科学院大连化学物理研究所, 采用具有完全自主知识产权的非贵金属整体式催化剂电极和助氢氧剂, 拥有体积小 (75 mm×75 mm×200 mm)、重量轻 (< 420 g)、无噪音 (< 30 dB)、低能耗 (≤ 15 W)、呼吸模式可选、操作简单、内置充电电池等特点。

规格参数

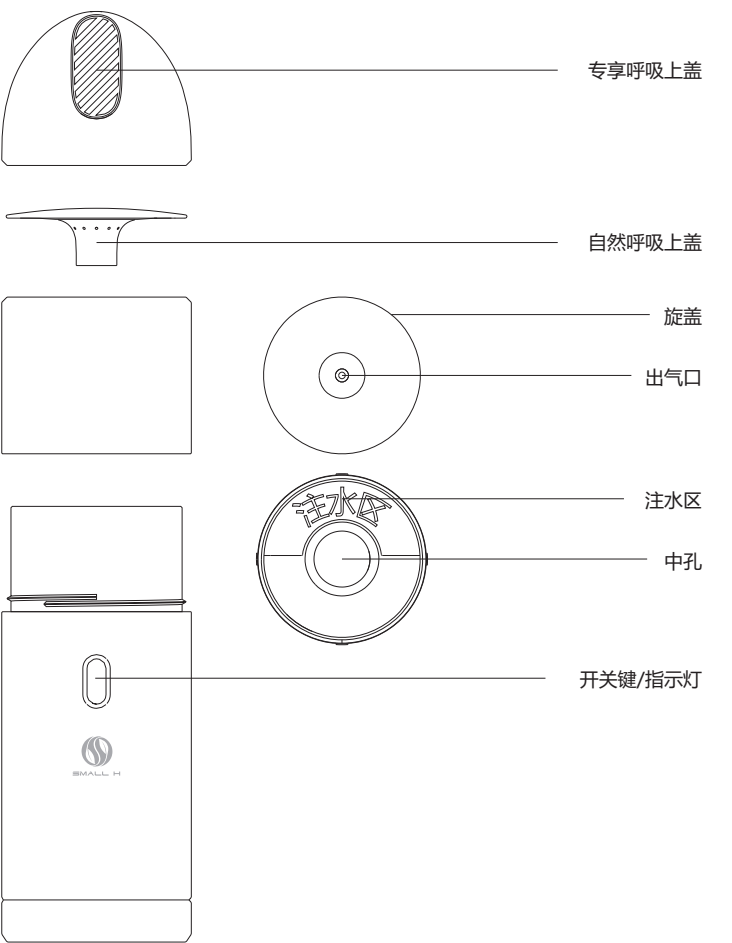
产品型号	D-HO-003
额定电压	DC 5 V
额定电流	3 A
额定功率	15 W
产气量	20-30 mL/min (外接电源供电时) 10-30 mL/min (内置电池供电时)
外形尺寸	75 mm×75 mm×200 mm
净重量	< 420 g



配件清单

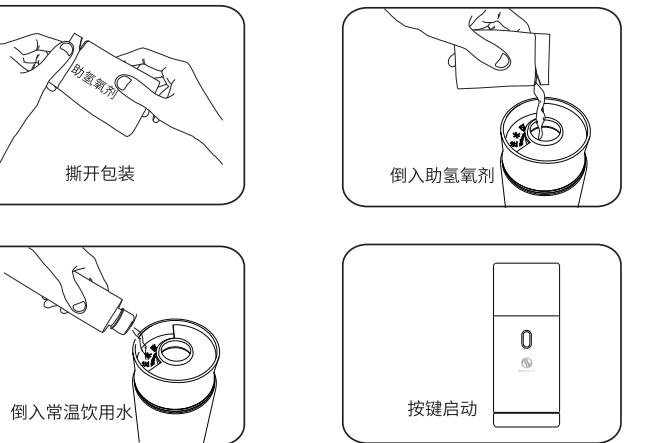


主机示意图

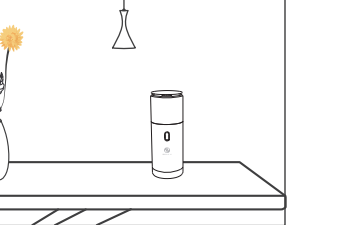


操作说明

- 首次使用时或清洗后, 从中孔处加入 1 包 (25 g) 助氢氧剂, 从注水区加入约 200 mL 常温饮用水 (当水位达到最高水位标识时, 请停止加水), 拧紧旋盖。
- 接通专用电源适配器, 长按开关键 1.5 秒开机, 开机后指示灯亮起并伴有“嘀”一声提示音, 仪器开始工作。
- 在工作模式下, 当水量不足时, 指示灯会持续闪烁, 并有“滴滴滴”提示音提示加水, 拧开旋盖并从注水区加入约 150 mL 常温饮用水 (当水位临近最高水位标识时, 请停止加水), 仪器自动返回之前的工作模式。如未能及时加水, 5 分钟后仪器会自动关机。
- 当使用内置电池供电时, 电量充足时指示灯为绿色, 电量不足时指示灯变为红色提醒充电, 电量耗尽时仪器将自动关机。
- 关机请长按开关键 1.5 秒, 指示灯熄灭, 并伴有“嘀”一声提示音, 仪器停止工作。
- 接通电源适配器并为关机状态时, 仪器自动转为充电模式, 充电时指示灯亮绿灯并缓慢闪烁, 电池充满后指示灯长亮绿灯。




使用模式



① 自然呼吸模式



② 专享呼吸模式



③ 深度呼吸模式

注意事项

为避免电击、过高温度、着火、爆炸、机械危险以及使用不当等可能造成的人身伤害或财产损失, 使用本仪器前, 请您仔细阅读并遵守以下事项:

- 本仪器及附件勿存放在潮湿、灰尘多的环境。使用中应保持室内通风, 避免靠近裸露火源、碰到液体物质、雨淋、过度碰撞、抛掷及振动仪器, 以防损坏其功能。
- 请勿倾斜或倒置本仪器, 避免助氢氧剂溢出。
- 仪器设有倾倒保护, 如使用时发生意外倾倒, 20秒后会自动关机。
- 禁止堵塞出气孔。
- 助氢氧剂无毒无味, 请妥善保管, 务必放置在儿童不易接触的地方, 避免误食。
- 仪器使用时会轻微发热, 属正常现象。
- 仪器设有过热保护, 请勿使用热水。
- 电源线的插头应与插座紧密接触。
- 只能使用本仪器自带电源适配器, 以免对仪器造成损害。
- 10岁以下的儿童或智障人士必须在监护人的监督下使用本仪器。
- 鼻吸管仅供专人专用, 以免发生交叉感染。
- 禁止在有火源、热源或存在产生火花隐患的场所使用。
- 仪器正在运行时, 禁止在旁边发生脱毛衣、梳头等会产生静电的行为。
- 禁止与负离子生成器等相关设备一起使用。
- 使用本仪器时需遵守相关安全规定, 法律法规明确禁止使用场合请勿使用本仪器 以免发生意外。
- 使用中若发现有异常现象 (如冒烟、异味、漏水等), 请立即关闭电源开关并拔掉电源插头, 然后将仪器送经销商检修。
- 非专业人士请不要自行拆机、改装或维修, 以防出现人身伤害, 如有问题或服务需求请联系经销商处理。
- 本仪器适用海拔及气候条件由适配器决定, 使用前请阅读并理解适配器上的图标含义。
- 仪器废弃时不可作为儿童玩具或直接丢弃, 以免造成安全隐患或影响环境。


常见问题及处理方法

问题及故障现象	原因及处理方法
无法开机	使用电源适配器供电时, 请检查电源线是否连接好; 使用内置电池供电时, 请确认电池是否有电。
清洗时倒出的水呈黑色	首次使用时, 仪器内部的催化电极会被活化并产生少量黑色物质, 属正常现象。
出气口有“嗞嗞”响声	清洗或倾倒等原因会造成出气口有水滴残留, 残留水滴会阻碍出气并伴有“嗞嗞”声音, 用棉签擦干即可消除响声。
电池无法充电	本仪器在开机状态下无法为内置电池充电, 请在关机的状态下连接电源适配器给电池充电。
其它问题	关注“XZ信肇实业”微信公众号咨询


维护保养及质保

- 建议每三个月用常温饮用水彻底清洗仪器内部及旋盖一次, 重新使用前需加入1包 (25 g) 新的助氢氧剂。
- 清洗旋盖时, 先用常温饮用水清洗旋盖内部及出气口, 再用棉签将出气口中残留水滴擦干。
- 整机质保期: 1年。
- 联系方式
公司: 信肇科技实业 (深圳) 有限公司
电话: 400-0755-817
地址: 广东省深圳市龙华区民治街道概念孵化空间14栋2楼

小氢气 大健康



Small H Mini Hydrogen-Oxygen Generator D-HO-003 Operating Instructions



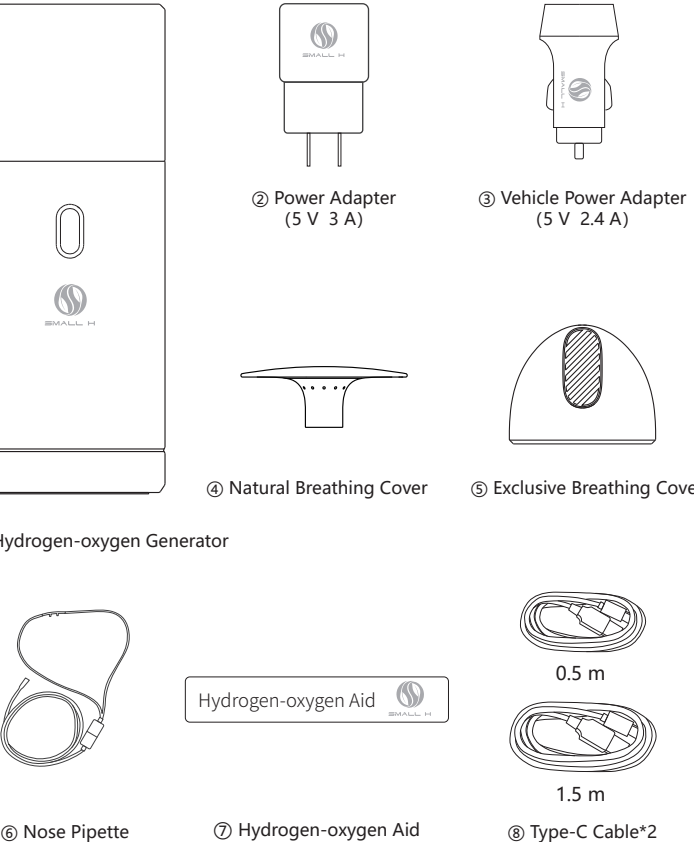
Small H Mini Hydrogen-Oxygen Generator is a portable device to generate hydrogen-oxygen mixed gas (H₂/O₂: 66.6% / 33.3%) via electrolysis of water. The device is developed with full independent intellectual property rights by Dalian Institute of Chemical Physics, Chinese Academy of Sciences and utilized with non-noble metal catalytic electrodes and hydrogen-oxygen aid. It is featured with small-sized (75 mm×75mm×200mm), lightweight (< 420 g), noiseless (< 30 dB), low-energy cost (≤ 15 W), multi-optional in breathing modes, easy-handling and built-in rechargeable battery.

SPECIFICATIONS

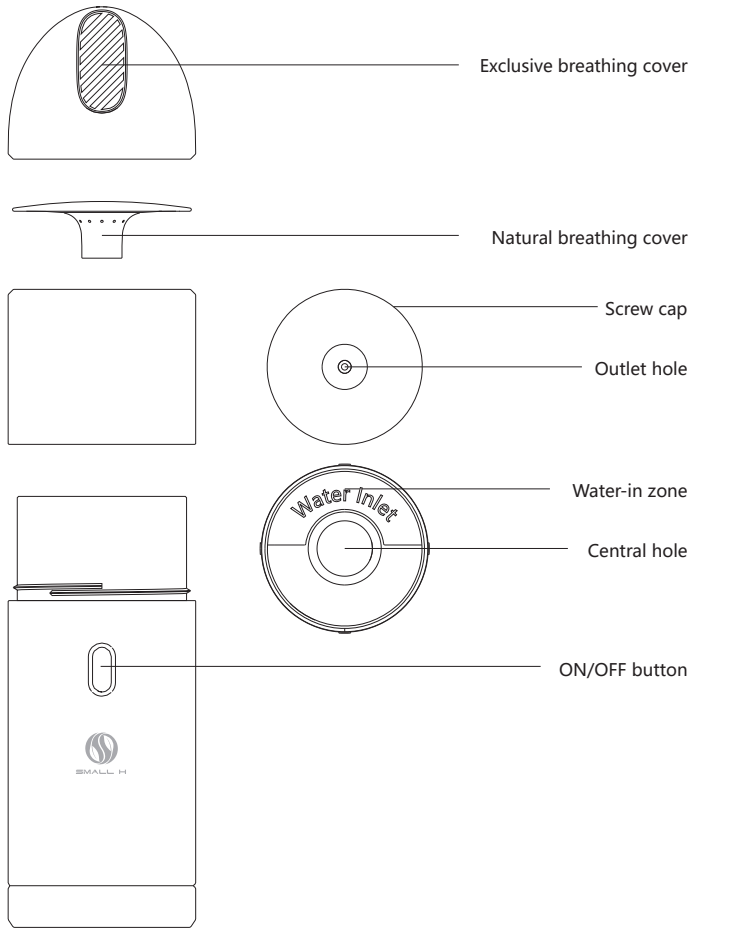
Model	D-HO-003
Rated voltage	DC 5 V
Rated current	3 A
Rated power	15 W
Gas output	20-30 mL/min (external adapter power supply) 10-30 mL/min (internal battery power supply)
Dimension	75 mm × 75 mm × 200 mm
Net weight	< 420 g



PARTS LIST

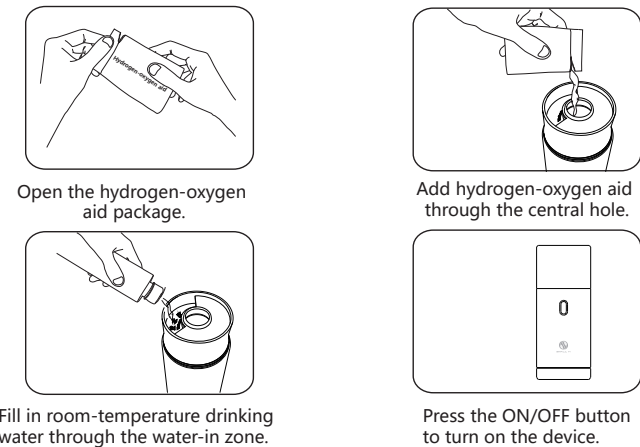


DESCRIPTION




OPERATION MANUAL

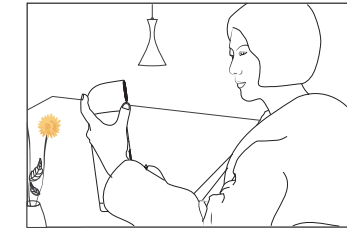
- Before use for the first time or after cleaning, add one packet (25 gram) of hydrogen-oxygen aid through the central hole, fill in about 200 mL room-temperature drinking water through the water-in zone (please stop filling when the water level reaches the maximum-volume mark) and screw the lid tightly.
- Connect the power supply. Press and hold the ON/OFF button for 1.5 seconds to turn on the device, then indicator is lighted with a beep sound and the device starts working.
- With the insufficient water level during device working, the indicator will keep flashing accompanied with "beep-beep-beep" sound, reminding for adding water. Please unscrew the lid and add about 150 mL room-temperature drinking water through the water-in zone (please stop filling when the water level reaches the maximum-volume mark), and the device will continue the previous working mode. Otherwise, without water-adding in time, the device will automatically shut down after 5 minutes.
- When using the built-in battery, the indicator light is green if the battery is fully charged, but it will turn red to remind charging when the battery power is low.
- Please press and hold the ON/OFF button for 1.5 seconds to turn off the device, and indicator light will go off.
- The battery can be charged after the device shutdown, and the indicator lights up green and flashes slowly during charging, and the indicator lights up green when the battery is fully charged.



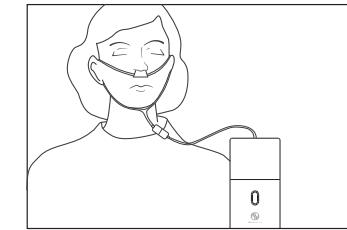
USER SCENARIO



① Natural breathing mode



② Exclusive breathing mode



③ Deep breathing mode

NOTES

In order to avoid personal injury or property damage caused by electric shock, over-temperature, fire, explosion, mechanical hazard, and inappropriate usage, please carefully read and apply the following instructions before using the device.

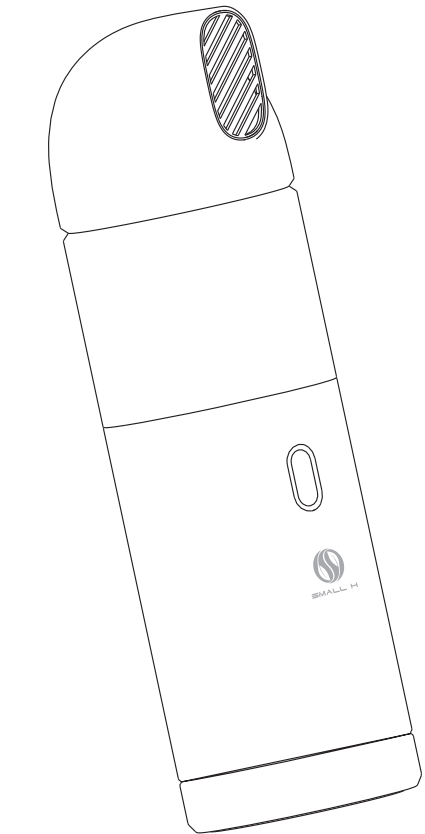
- Do not store this device and accessories in a humid and dusty environment. During use, keep the room ventilated. The device must be kept out of fire, liquid or rains; the device should be avoided hardware impact, casting, vibration or gas-leak covering so as not to damage the device.
- Do not tilt or invert the device to avoid spillage of the hydrogen-oxygen aid.
- The device is equipped with tipping protection, and it will be automatically turned off after 20 seconds if accidental tipping occurs during use.
- Do not block gas outlet.
- Though the hydrogen-oxygen aid is avirulent and insipid, it must be kept out of the reach of children to avoid eating by mistake.
- The device will be slightly heated during use, which is a normal phenomenon.
- The device is equipped with overheat protection. Please do not add hot water.
- Ensure the tightly connection between plug and socket.
- The attached adapter is the only warrant power supply to avoid damage to the device.
- Children under the age of 10 or persons with intellectual disabilities must use this device under the supervision of a guardian.
- The nose pipette is for exclusive use only to avoid cross-infection.
- Do not use the device in places with fire, heat or spark hazards.
- Attention to the spark from static electricity. Actions to generate static electricity is highly forbidden, such as taking off the sweater, comb hair, etc.
- The device is forbidden to use with negative-ion generators.
- Users must follow the safety regulations or laws. Do not use it in situations where it is prohibited by laws and regulations to avoid accidents.
- Any abnormal scenarios (such as smoke, smell, leakage, etc.) during use, please turn off the device and disconnect the power supply immediately and send the device to the official supplier for maintenance.
- Do not disassemble, modify or repair the device without official authority to avoid body injury. If there is any problem or service requirement, please contact the official supplier.
- The applicable altitude and climate conditions of this device are determined by the adapter. Please read the icons on the adapter before use.
- Do not directly dispose the device or use as children's toy so as not to cause safety hazards or environmental issue.

COMMON PROBLEMS AND SOLUTIONS

Problems and malfunctions	Reasons and solutions
Turn-on failure	Check the connection of power supply and cable; Check the status of internal battery.
Washing water turns black	For the first time of use, the catalytic electrodes in the device will be activated and generate black species, which is a normal phenomenon.
"Dth" sound from gas outlet	The sound is caused by friction between water vapor and gas outlet. Please use the swab to clean the gas outlet.
Battery Charging failure	It is not allowed to charge the device during it is working. Please make sure to turn off the device for battery charge.
Others	Please subscribe "XZ信孚实业" Wechat Public Channel.

MAINTENANCE

- It is recommended to thoroughly wash and clean the interior and lids of using room-temperature drinking water every three months. Then add one package (25 grams) of fresh hydrogen-oxygen aid before use.
- For lids washing, use room-temperature drinking water to wash the lids and dried with swab.
- Warrant: 1 year
- Contact details:
Company: XZ Technology Industry (Shenzhen) Co., Ltd
Address: Floor 2, Building 14, Conceptual Incubation Space, Minzhi Street, Longhua District, Shenzhen, Guangdong, China.
Phone: 400-0755-817



Small H₂ Big Life